



ಬೃಹತ್ ಬೆಂಗಳೂರು ಮಹಾನಗರ ಪಾಲಿಕೆ
Bruhat Bengaluru Mahanagara Palike



BBMP COVID-19 WAR ROOM 01.07.2023

BBMP / COVID-19 WAR ROOM / BULLETIN – 1195/ 01.07.2023 / #BBMPfightsCOVID19



OVERVIEW OF COVID-19 IN BENGALURU



CASE TRENDS

ACTIVE CASES

9

Confirmed Cases

1

18,86,871[#]

Recovered Cases

2

18,69,861[#]

Death Cases

0

17,001[#]



HOSPITALIZATION

0

ICU – V

-

ICU

-

HDU

-

General

-

INCLUDES GOVT. QUOTA AND PRIVATE WALK-IN HOSPITALIZATION



VACCINATION

1

2,07,01,155[#]

First Dose

0

96,89,960[#]

Second Dose

0

95,11,743[#]

Precaution Dose

1

14,99,452[#]



TRIAGING

MTU

0

Tele Triage

0



ACTIVE CZs

0

MCZs (< 5 cases)

0

Clusters (> 5 cases)

0



TESTING

636

3,24,47,319[#]

RAT

196

RTPCR

440

Positivity :0.51%

*FOR LAST 7 DAYS

: indicates cumulative numbers till date



ABSTRACT OF COVID-19 SCENARIO IN BENGALURU



	MALE			FEMALE			TRANSGENDER			TOTAL		
	Last 24 Hours	Last 7 Days	Cumulative	Last 24 Hours	Last 7 Days	Cumulative	Last 24 Hours	Last 7 Days	Cumulative	Last 24 Hours	Last 7 Days	Cumulative
Positive Cases	1	10	11,12,000	0	8	7,74,675	0	0	196	1	18	18,86,871
Recovered Cases	1	13	10,99,656	1	10	7,69,075	0	0	187	2	23	18,69,861
Death Cases	0	0	10,770	0	0	6,227	0	0	4	0	0	17,001
Total Tests Done	In Last 24 hrs. : 636			In last 7 days : 3,539			Cumulative : 3,24,47,319					
Vaccine Doses Administered	In Last 24 hrs. : 1			In last 7 days : 42			Cumulative : 2,07,01,155					
ACTIVE CASES									9			

*Covid deaths occurred today : 00 | Covid deaths occurred beyond last 24hrs., reported today : 00




LAST 24 HOURS AGE GROUP AND GENDER WISE DISTRIBUTION

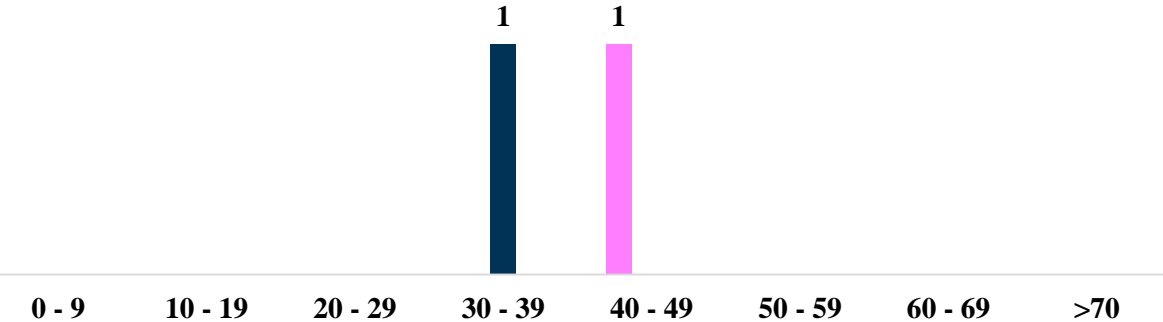


Positive Cases : 1

Female Male Transgender



Recovered Cases : 2



Death Cases : 0

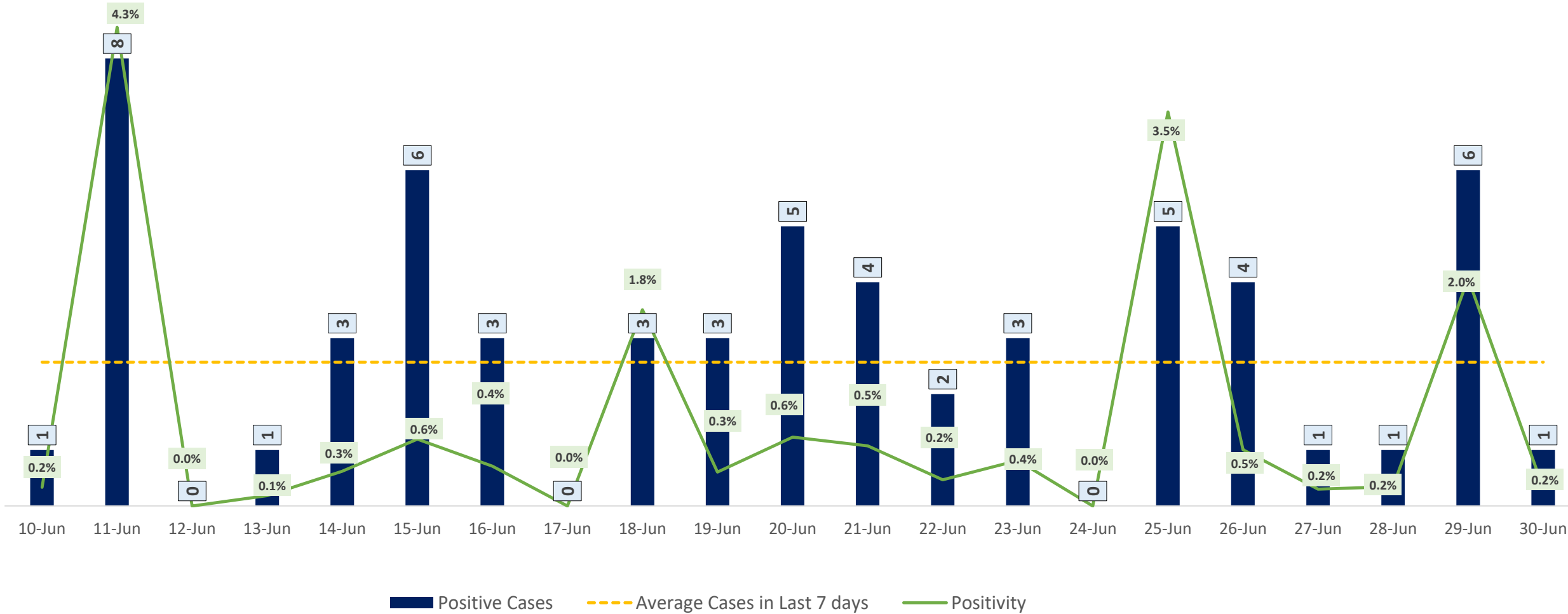




POSITIVITY RATE OF BENGALURU – LAST 21 DAYS



Average Cases in Last 7 days : 3

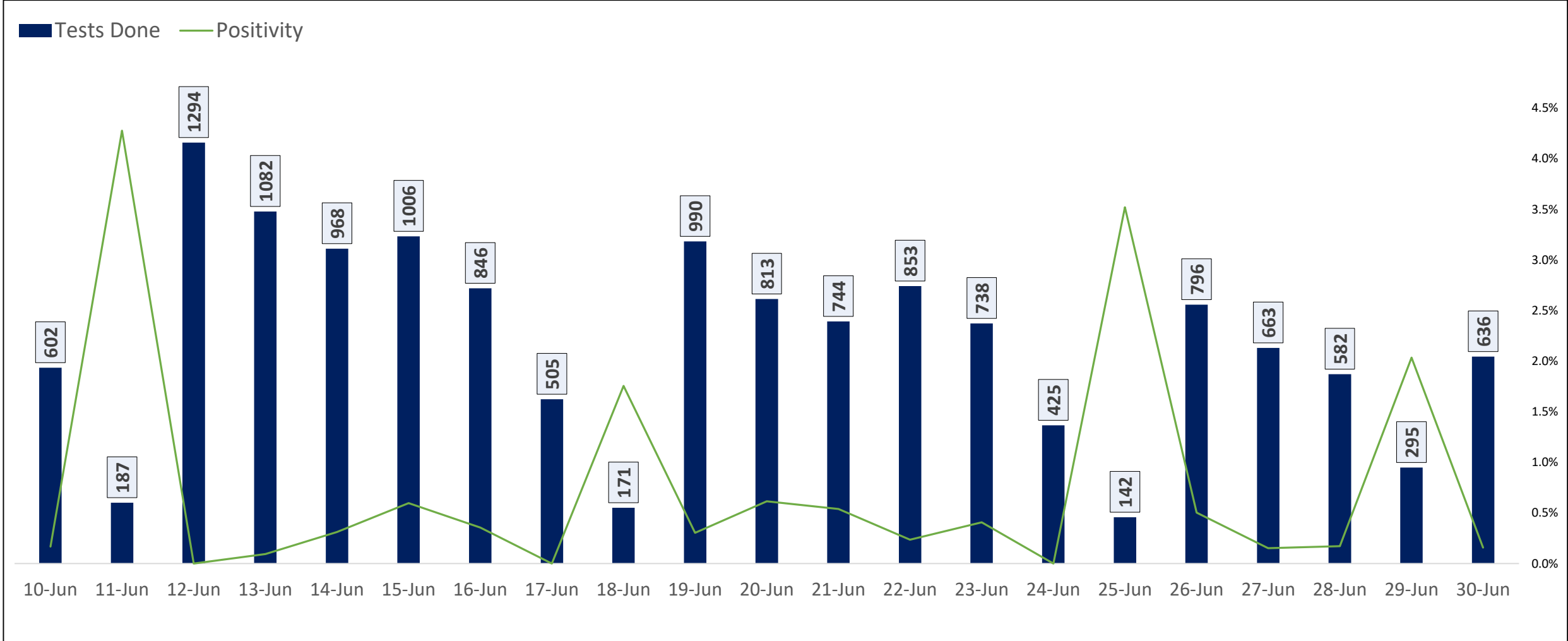




TESTING TRENDS IN BENGALURU

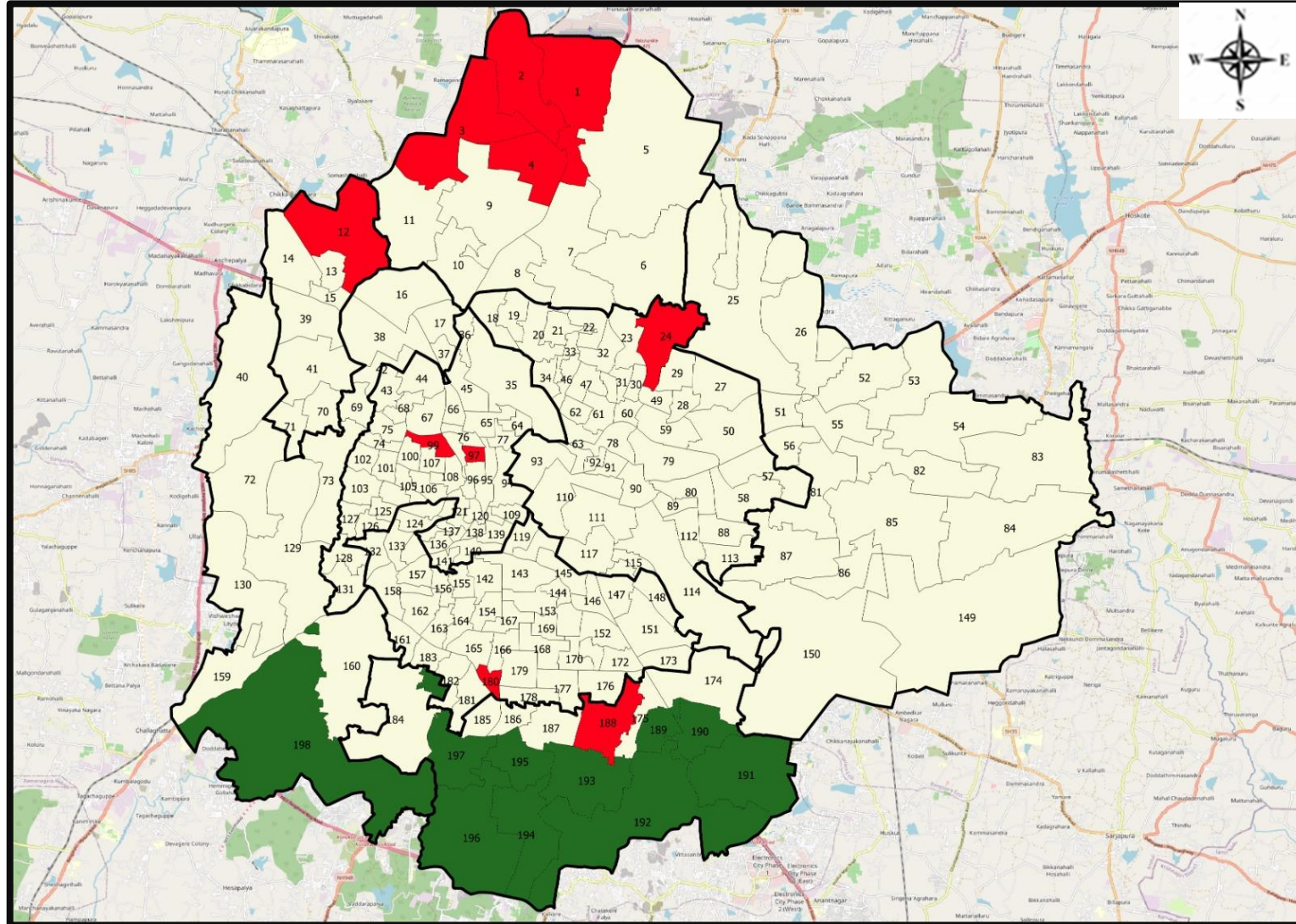


Total Test Conducted Till Date	Test Conducted Last 24 hours	Last 7 Days Average
3,24,47,319	636	506





BENGALURU URBAN MAP SHOWING TREND OF POSITIVE CASES IN LAST 7 DAYS



Top 10 wards reporting highest number of positive cases in last 10 days

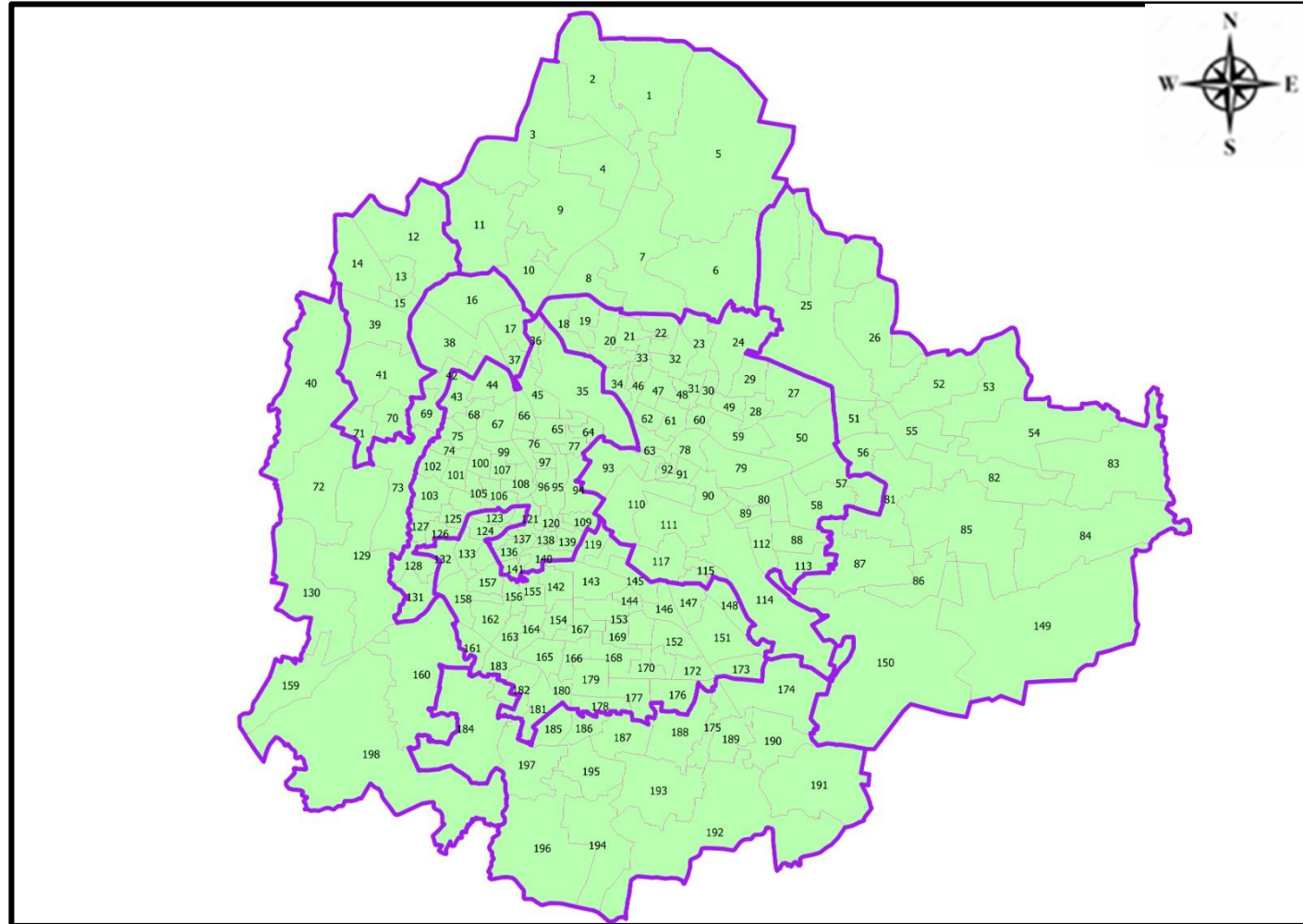
Ward No.	Ward Name	Daily Cases Average
184	Uttarahalli	1
12	Shettihalli	1
19	Sanjay Nagar	1
53	Basavanapura	1
58	New Tippasandra	1
99	Rajajinagar	1
118	Sudham Nagar	1
1	Kempegowda Ward	0
2	Chowdeshwari Ward	0
3	Atturu	0







Top 10 wards reporting least number of positive cases in last 7 days

Ward No.	Ward Name	Daily Cases Average
198	Hemmigepura	0
197	Vasanthpura	0
196	Anjanapura	0
195	Konanakunte	0
194	Gottigere	0
193	Arakere	0
192	Begur	0
191	Singasandra	0
190	Mangammanapalya	0
189	Hongasandra	0



BENGALURU MAP SHOWING INTENSITY OF POSITIVE CASES IN LAST 7 DAYS



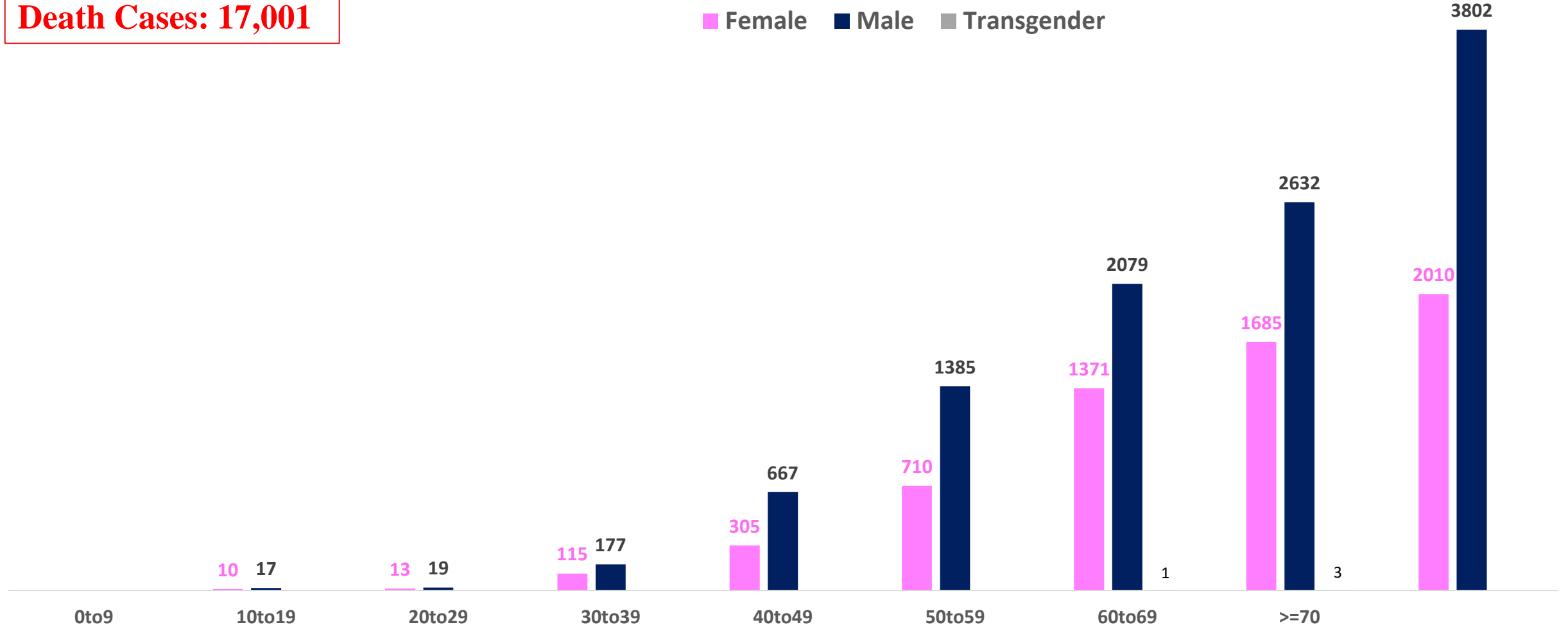
-  **Level 1 : 0 to 1 Cases**
-  **Level 2 : 1 to 3 Cases**
-  **Level 3 : 3 to 5 Cases**
-  **Level 4 : 5 to 10 Cases**
-  **Level 5 : More than 10 Cases**
-  **Zone Boundaries**



AGE AND GENDER WISE DISTRIBUTION OF DEATH CASES



Death Cases: 17,001





SNAPSHOT OF COVID-19 CASES IN BENGALURU URBAN



**Total Wards With
< = 1 Cases* :
191**

**Tests Conducted
on 30.06.2023:
636**

**Recovery
Rate*:
99.10%**

**Total
Active Cases :
9**

**Total Vaccinated
on 30.06.2023:
1**





**Positivity
Rate* :
0.51%**

**Active
Rate*:
0.00%**

**Case
Fatality Rate* :
0.00%**

*Total positive cases In the past 7 days

*CFR and positivity is for Past 7 days

Download BBMP Bulletin	https://apps.bbmpgov.in/covid19/mediabulletin.php
To register for vaccination :	https://selfregistration.cowin.gov.in/
BBMP COVID19 Dashboard:	https://apps.bbmpgov.in/covid19/
Follow us on:	 www.facebook.com/bbmp.comm1/
	 twitter.com/BBMPCOMM
	  BBMPSplHealth

Issued by:

Honorable Chief Commissioner, BBMP
Special Commissioner Health, BBMP
MD, Bengaluru Smart City Limited

THANK YOU !

